



Arc 36

THE ARC 36 CHAMBER BY INFILTRATOR

Leaching chambers are rapidly becoming the product of choice for leachfield applications over conventional pipe and gravel systems. Their lightweight construction offers lower installed costs and less intrusive installations.



ENGINEERED FOR OPTIMAL PERFORMANCE

The Arc 36 septic leaching chamber is a sturdy, lightweight plastic unit that combines maximized infiltrative surface area and storage capacity with an improved structural design to handle most any conventional leachfield system challenge without sacrificing performance.

FEATURES & BENEFITS:

- Injection-molded from polyolefin for lightweight and sturdy design.
- 20-degree integral articulating joint that is ideal for either straight or contoured septic leachfield applications.
- Corrugated chamber design eliminates flat surfaces and provides increased load bearing capability in the trench.
- Designed to accommodate both gravity-fed and pressure-dosed systems.
- "Lock and Drop" joint provides a more positive connection during installation and backfill.
- A universal inlet/outlet endcap.
- Inspection vent ports on every unit with easy-to-remove knockouts for maximum job site flexibility.
- Convenient five-foot lengths are easy to handle.
- Quickly installed by one person into three-foot wide trench or bed applications.
- Increased plumbing option with Side Port Coupler component which snaps in place to allow side entry at any joint throughout trench line.
- Diamond plate texture increases slip resistance and enhances ease of installation.

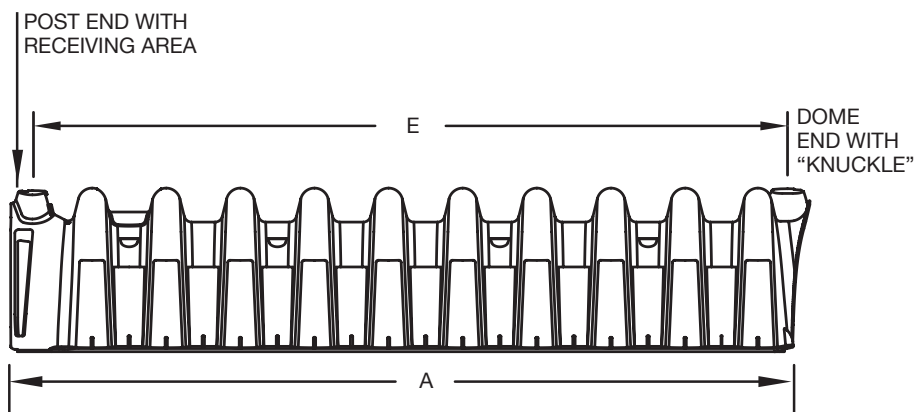
THE ARC 36 CHAMBER BY INFILTRATOR

CHAMBER REQUIREMENTS


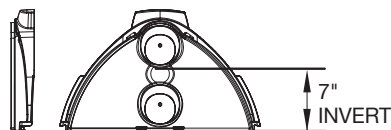
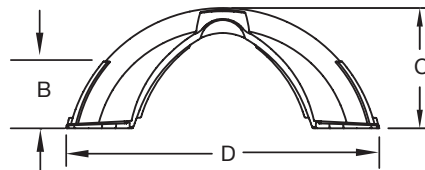
Chamber shall meet the load rating of H-10 (16,000 lb per axle) with a minimum of 12 inches of cover when tested in accordance with IAPMO PS 63 and installed in accordance with manufacturers installation procedures.

CHAMBER CONNECTION


Each chamber shall interlock with an integral articulating joint. Articulating joints shall have a free range of horizontal rotation of 20 degrees, with a maximum of 10 degrees in either direction. Articulating joint shall be constructed by placing the dome with engaging knuckle of the incoming chamber over the post end of the previously installed chamber, with final engagement occurring when the lower base flanges of the incoming chamber under-lap the raised base flanges of the previously installed chamber.



Arc 36 CHAMBER	
Length (A)	63"
Repeat Length (E)	60"
Sidewall Height (B)	10.75"
Overall Height (C)	13"
Overall Width (D)	34"
Weight	17 lbs
Total Bottom Area	12.27 sq ft
Capacity	10.7 cu ft (80 gal)



Diamond Plate Texture



"Lock and Drop"



4 Business Park Road
P.O. Box 768
Old Saybrook, CT 06475
860-577-7000 • Fax 860-577-7001
1-800-221-4436
www.infiltratorwater.com

U.S. Patents: 4,759,661; 5,017,041; 5,156,488; 5,336,017; 5,401,116; 5,401,459; 5,511,903; 5,716,163; 5,588,778; 5,839,844 Canadian Patents: 1,329,959; 2,004,564 Other patents pending. Infiltrator, Equalizer, Quick4, and SideWinder are registered trademarks of Infiltrator Water Technologies. Infiltrator is a registered trademark in France. Infiltrator Water Technologies is a registered trademark in Mexico.

Contour, MicroLeaching, PolyTuff, ChamberSpacer, MultiPort, PosiLock, QuickCut, QuickPlay, SnapLock and StraightLock are trademarks of Infiltrator Water Technologies.

PolyLok is a trademark of PolyLok, Inc. TUF-TITE is a registered trademark of TUF-TITE, INC. Ultra-Rib is a trademark of IPEX Inc.

© 2013 Infiltrator Water Technologies, LLC. All rights reserved. Printed in U.S.A.

ARC004 0713ISI

Contact Infiltrator Water Technologies' Technical Services Department for assistance at 1-800-221-4436